

TRANSFORMERLESS CENTRAL MULTI-MPPT INVERTERS WITH A DC CABINET

440TL M345 DC Indoor / 660TL M345 DC Indoor / 880TL M345 DC Indoor

The central multi-MPPT inverter model, in any of its configurations, can be supplied with either two, three or four independent power blocks. Each of these modules has its own maximum power point tracking system (MPPT), delivering optimum power output levels in each specific case.

It is also possible to connect up to two inverters, with four power blocks each, to the same medium voltage transformer winding.

DC and AC supplies in the same cabinet

The input and output lines are integrated into the same cabinet, facilitating maintenance and repair work, whilst still maintaining the highest level of safety.

Maximum protection

These three phase inverters are equipped with a manual DC load break switch and a DC automatic contactor for each power block, in order to decouple the PV generator from the inverter. Optionally, the inverters can be supplied with an AC thermal magnetic breaker with door control, in addition to fuses and current monitoring.

Enhanced functionality

This new INGECON® SUN PowerMax range features a revamped, improved enclosure which, together with its innovative air cooling system, makes it possible to increase the ambient operating temperature to deliver its rated power up to 45 °C.

Maximum efficiency values

Through the use of innovative electronic conversion topologies, efficiency values of up to 98.8% can be achieved. Furthermore, an advanced MPPT algorithm makes it possible to harness the maximum energy from the PV array at all times, even in difficult situations, such as scattered clouds and partial shading.

A complete range of equipment for all types of projects

Versions available:

- Indoor inverters with integrated DCAC cabinet.
- Indoor inverters with DC cabinet.
- Outdoor inverters with integrated DCAC cabinet.
- Symmetrical indoor inverters, with the connection cabinet on the opposite side, to make it possible to install two inverters facing each other, with a common power supply point.



440TL M345 DC Indoor / 660TL M345 DC Indoor / 880TL M345 DC Indoor

Long-lasting design

The inverters have been designed to guarantee a service life of more than 20 years, as demonstrated by the stress tests they are subjected to. Standard 5 year warranty, extendable for up to 25 years.

Grid support

The INGECON® SUN PowerMax family has been designed to comply with the grid connection requirements in different countries, contributing to the quality and stability of the electricity system. These inverters therefore feature a low voltage ride-through capability, and can deliver reactive power and control the active power delivered to the grid.

Ease of maintenance

Easily replaceable modular power blocks for shorter maintenance times.

Easy to operate

The INGECON® SUN PowerMax inverters feature an LCD screen for the simple and convenient monitoring of the inverter status and a range of internal variables. The display also includes a number of LEDs to show the inverter operating status with warning lights to indicate any incidents. All this helps to simplify and facilitate maintenance tasks.

Monitoring and communication

RS-485 communications supplied as standard. Ethernet, Bluetooth and GSM / GPRS are also available. The following applications are included at no extra cost: INGECON® SUN Manager, INGECON® SUN Monitor and its Smartphone version iSun Monitor, available on the App Store. These applications are used for monitoring and recording the inverter's internal operating variables through the Internet (alarms, real time production, etc.), in addition to the historical production data.

PROTECTIONS

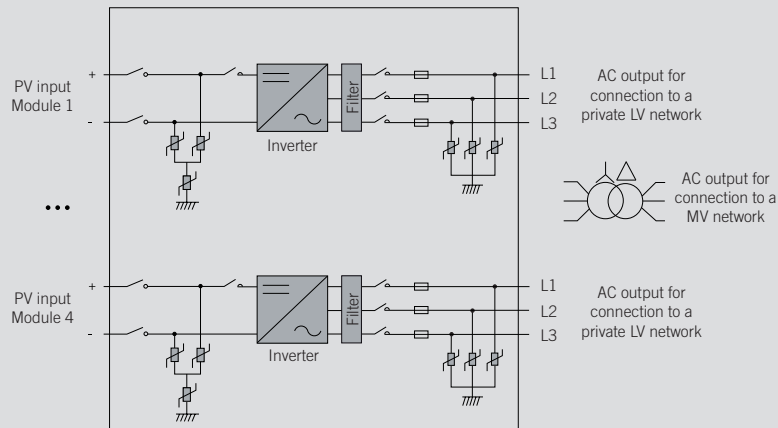
For each power module:

- Reverse polarity.
- Short-circuits and overloads at the output.
- Anti-islanding system with automatic disconnection.
- DC load breaker with door control.
- DC isolation monitor.
- DC and AC surge arresters, type 2.
- DC contactor for the automatic disconnection of the inverter from the PV array.

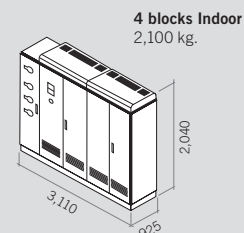
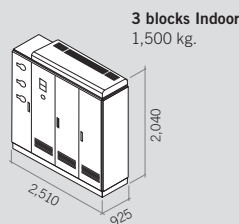
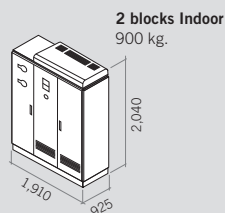
OPTIONAL ACCESSORIES

- AC thermal magnetic breaker monitoring kit.
- Inter-inverter communication via Ethernet, Bluetooth or GSM / GPRS.
- Insulation failure AC.
- Kit for operating at ambient temperatures of -30 °C.
- Low voltage ride-through kit.
- Extendable up to 4 pairs of fuse holders per power block.

PowerMax M DC



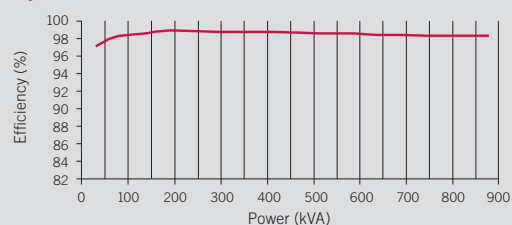
Size and weight (mm)



| | 440TL M345 DC Indoor | 660TL M345 DC Indoor | 880TL M345 DC Indoor |
|---|--|--|--|
| Input (DC) | | | |
| Recommended PV array power range ⁽¹⁾ | 445.8 - 571.7 kWp | 668.7 - 857.6 kWp | 891.6 - 1,143.5 kWp |
| Voltage Range MPP | 502 - 820 V | 502 - 820 V | 502 - 820 V |
| Maximum voltage ⁽²⁾ | 1,050 V | 1,050 V | 1,050 V |
| Maximum current | 900 A | 1,350 A | 1,800 A |
| N° inputs with fuse holders | 8 | 12 (extendable up to 16) | 12 (extendable up to 16) |
| Fuse dimensions ⁽³⁾ | 63 A / 1,000 V to 400 A / 1,000 V fuses | | |
| Type of connection | Connection to copper bars | | |
| Power blocks | 2 | 3 | 4 |
| MPPT ⁽⁴⁾ | 2 | 3 | 4 |
| Max. current at each input | From 40 A to 260 A for positive and negative poles | | |
| Input protections | | | |
| Overvoltage protections | Type 2 surge arresters | | |
| DC switch | Yes, manual DC switch with door control and automatic DC contactor | | |
| Other protections | Reverse polarity / Insulation failure monitoring / Anti-islanding protection | | |
| Output (AC) | | | |
| Power @30 °C / @45 °C ⁽⁵⁾ | 478 kVA / 439.8 kVA | 717.1 kVA / 659.7 kVA | 956.1 kVA / 879.6 kVA |
| Current @30 °C / @45 °C | 800 A / 736 A | 1,200 A / 1,104 A | 1,600 A / 1,472 A |
| Rated voltage | 345 V IT System | 345 V IT System | 345 V IT System |
| Frequency | 50 / 60 Hz | 50 / 60 Hz | 50 / 60 Hz |
| Phi Cosine ⁽⁶⁾ | 1 | 1 | 1 |
| Phi Cosine adjustable | Yes. Smax=478 kVA | Yes. Smax=717.1 kVA | Yes. Smax=956.1 kVA |
| THD (Total Harmonic Distortion) ⁽⁷⁾ | <3% | <3% | <3% |
| Output protections | | | |
| Overvoltage protections | Type 2 surge arresters | | |
| Anti-islanding protection | Yes, with automatic disconnection (for each power stage) | | |
| Other protections | AC short circuits and overloads | | |
| Features | | | |
| Maximum efficiency | 99.1% | 99.1% | 99.1% |
| Euroefficiency | 98.7% | 98.7% | 98.7% |
| Stand-by consumption ⁽⁸⁾ | 60 W | 90 W | 120 W |
| Consumption at night | 60 W | 90 W | 120 W |
| General Information | | | |
| Ambient temperature | -20 °C to +55 °C | -20 °C to +55 °C | -20 °C to +55 °C |
| Relative humidity (non-condensing) | 0 - 95% | 0 - 95% | 0 - 95% |
| Protection class | IP20 | IP20 | IP20 |
| Maximum altitude ⁽⁹⁾ | 3,000 m | 3,000 m | 3,000 m |
| Cooling system | Air forced with temperature control (230 V phase + neutral power supply) | | |
| Air flow | 2,670 m ³ /h (fans: 1,000 VA) | 4,640 m ³ /h (fans: 1,300 VA) | 5,340 m ³ /h (fans: 1,500 VA) |
| Acoustic emission | < 67 dB (A) at 1 m with fans working at maximum power | | |
| Marking | CE | | |
| EMC and security standards | EN 61000-6-1, EN 61000-6-2, EN 61000-6-4, EN 61000-3-11, EN 61000-3-12, EN 62109-1, EN 62109-2, IEC62103, EN 50178, FCC Part 15, AS3100 | | |
| Grid connection standards | IEC 62116, Arrêté 23-04-2008, CEI 0-16 Ed. III, Terna A68, G59/2, BDEW-Mittelspannungsrichtlinie:2011, P.O.12.3, South African Grid code (ver 2.6), Chilean Grid Code, Romanian Grid Code, Ecuadorian Grid Code, Peruvian Grid code, IEEE 929, Thailand MEA & PEA requirements, IEC61727, UNE 206007-1, ABNT NBR 16149, ABNT NBR 16150, IEEE 1547, IEEE1547.1, GGC&CGC China, DEWA (Dubai) Grid Code, Jordan Grid Code | | |

Notes: ⁽¹⁾ Depending on the type of installation and geographical location. Data for STC conditions ⁽²⁾ Consider the voltage increase of the 'Voc' at low temperatures ⁽³⁾ For other configurations, consult with Ingeteam ⁽⁴⁾ The MPPT connected to the same transformer through TL inverters must have the same voltage configuration ⁽⁵⁾ For each °C of increase between 30 °C and 45 °C, the output power will be reduced at the rate of 0.57% / °C. Over 45 °C, the output power will be reduced at the rate of 1.8% / °C ⁽⁶⁾ For P_{out}>25% of the rated power ⁽⁷⁾ For P_{out}>25% of the rated power and voltage in accordance with IEC 61000-3-4 ⁽⁸⁾ Consumption from PV field ⁽⁹⁾ Over 1,000 m temperature for rated power is reduced at the rate of 4.5 °C for each 1,000 m.

Efficiency INGECON® SUN 880TL M345 V_{dc} = 600 V





Ingeteam

Ingeteam Power Technology, S.A.

Avda. Ciudad de la Innovación, 13
31621 SARRIGUREN (Navarra) - Spain
Tel.: +34 948 288 000 / Fax: +34 948 288 001
e-mail: solar.energy@ingeteam.com

Ingeteam S.r.l.

Via Emilia Ponente, 232
48014 CASTEL BOLOGNESE (RA) - Italy
Tel.: +39 0546 651 490 / Fax: +39 054 665 5391
e-mail: italia.energy@ingeteam.com

Ingeteam GmbH

Herzog-Heinrich-Str. 10
80336 MUNICH - Germany
Tel.: +49 89 99 65 38 0 / Fax: +49 89 99 65 38 99
e-mail: solar.de@ingeteam.com

Ingeteam SAS

La Naurouze B - 140 rue Carmin
31670 Labège - France
Tel: +33 (0)5 61 25 00 00 / Fax: +33 (0)5 61 25 00 11
e-mail: france@ingeteam.com

Ingeteam INC.

5201 Great American Parkway, Suite 320
SANTA CLARA, CA 95054 - USA
Tel.: +1 (415) 450 1869 / +1 (408) 524 2929 / Fax: +1 (408) 824 1327
e-mail: solar.us@ingeteam.com

Ingeteam INC.

3550 W. Canal St.
MILWAUKEE, WI 53208 - USA
Tel.: +1 (414) 934 4100 / +1 (855) 821 7190 / Fax: +1 (414) 342 0736
e-mail: solar.us@ingeteam.com

Ingeteam, a.s.

Technologická 371/1
70800 OSTRAVA - PUSTKOVEC
Czech Republic
Tel.: +420 59 732 6800 / Fax: +420 59 732 6899
e-mail: czech@ingeteam.com

Ingeteam Shanghai, Co. Ltd.

Shanghai Trade Square, 1105
188 Si Ping Road
200086 SHANGHAI - P.R. China
Tel.: +86 21 65 07 76 36 / Fax: +86 21 65 07 76 38
e-mail: shanghai@ingeteam.com

Ingeteam, S.A. de C.V.

Ave. Revolución, n° 643, Local 9
Colonia Jardín Español - MONTERREY
64820 - NUEVO LEÓN - México
Tel.: +52 81 8311 4858 / Fax: +52 81 8311 4859
e-mail: northamerica@ingeteam.com

Ingeteam Ltda.

Estrada Duílio Beltrami, 6975
Chácara Sao Bento
13278-078 VALINHOS SP - Brazil
Tel.: +55 19 3037 3773 / Fax: +55 19 3037 3774
e-mail: brazil@ingeteam.com

Ingeteam Pty Ltd.

Unit 2 Alphen Square South
16th Road, Randjiespark, Midrand 1682 - South Africa
Tel.: +2711 314 3190 / Fax: +2711 314 2420
e-mail: southafrica@ingeteam.com

Ingeteam SpA

Cerro El Plomo 5630, Piso 9, Oficina 901
7560742 Las Condes - Santiago de Chile - Chile
Tel.: +56 2 26664370
e-mail: chile@ingeteam.com

Ingeteam Power Technology India Pvt. Ltd.

2nd Floor, 431
Udyog Vihar, Phase III
122016 Gurgaon (Haryana) - India
Tel.: +91 124 420 6491-5 / Fax: +91 124 420 6493
e-mail: india@ingeteam.com

Ingeteam Sp. z o.o.

Ul. Koszykowa 60/62 m 39
00-673 Warszawa - Poland
Tel.: +48 22 821 9930 / Fax: +48 22 821 9931
e-mail: polska@ingeteam.com

Ingeteam Australia Pty Ltd.

Suite 112, Level 1, Mike Codd Building 232
Innovation Campus, Squires Way
North Wollongong, NSW 2500 - Australia
Tel.: +61 499 988 022
e-mail: australia@ingeteam.com